

SHOPIFY SEO:

How to Drive Organic Traffic In 2019





TABLE OF CONTENTS

INTRODUCTION

CHAPTER 1:

WHAT IS SEO?

CHAPTER 2:

SEO WITH SHOPIFY: DOES SHOPIFY HAVE GOOD SEO?

CHAPTER 3:

PRACTICAL USES OF SHOPIFY SEO

CHAPTER 4:

SEO PLUGINS FOR SHOPIFY

CONCLUSION



INTRODUCTION

Search Engine Optimization or SEO – as it is commonly referred to – is the process of optimizing your website so that it appears at the top of search engine results pages (SERP). Similarly, Shopify SEO consists of all those methods, which aid in making your Shopify eCommerce store visible to your customers. With the help of SEO, you – as an eCommerce exec – are able to target your audiences by putting your website at the top of SERPs.



Google has been continuously developing and improving its algorithms so that the search engine can become a more sophisticated platform. By reinforcing SEO, Google ensures that only quality content is uploaded on the Internet – something that readers would love to engage with. But before we delve into Shopify eCommerce SEO or learn how to add SEO to Shopify, we need to understand SEO.



CHAPTER 1:

WHAT IS SEO?

In simple terms, SEO has been defined as the process of helping search crawlers and algorithms gain maximized access, understanding, and formulaic confidence that *“this page is the best choice for this search query.”* (Alan Bleiweiss, *Good to SEO*) . Through SEO, you are basically helping your users to discover you and your brand in the most organic way. It is about valuable content and meaningful long-term relationships. In order to win the SEO battle in 2019, you need to provide useful, original and relevant information to your users.




SEO is the process of helping search crawlers and algorithms gain maximized access to your website



In order to apply Shopify store SEO right, you need to know:

- WHO is your target audience?
- WHAT are they searching for?
- WHEN are they searching?
- WHY are they searching?
- WHERE are they searching?
- HOW are they searching?



When you have the answers to the above, you will know how to do SEO on Shopify.



CHAPTER 2:

SEO WITH SHOPIFY: DOES SHOPIFY HAVE GOOD SEO?

Shopify is considered as one of the best SEO eCommerce platforms. More than 600,000 online businesses are now on Shopify. It comes with a host of attractive templates and is packed with features that make selling products very easy.



Before we go any further talking about SEO and Shopify, we need to answer a question we get asked a lot: “Is Shopify SEO friendly?” or “Is Shopify good for SEO?” The answer is a strong “Yes”. Shopify, as a platform, was conceived and developed with SEO in mind; and many eCommerce sites owe it to Shopify for the latter’s ranking abilities on Google. However, it does not mean that you have to do nothing. There are few things you need to do as well to boost Shopify SEO and enable it to rank your store even better.




How to improve SEO on Shopify



1 Technical SEO Shopify

Technical SEO is one of the most important things to do for Shopify SEO. Is that side of SEO which is directly related to your website's design and construction. It sits in your code base, under your load times, page layouts, and often goes unnoticed. If not optimized, this can kill your page rankings and organic traffic.




You must keep in mind that 30% of all eCommerce traffic comes from search, and it is very crucial that your website's design and construction is aligned to your SEO.



To ensure this:

- Get your URL indexed by keeping your products organized.
- Make your website's pages are "easy to crawl" for search engines by implementing best practices while building your overall site architecture.
- Make sure your store's pages load fast by ensuring a better balance of image quality and optimum page load time. You could also ensure a fast loading site by optimizing your CSS delivery and minifying your code.
- Include your target keywords in the most important sections of your webpage – these being the title tags, meta description, H1 tag, main content body, alt image text.
- Fix duplicate contents.
- Identify and resolve missing titles, descriptions and alt text issues.
- Provide high-quality content.





2 On-Page SEO

For on-page SEO on Shopify stores, you need to optimize your category and product pages.

Apart from knowing how to do keyword analysis for SEO, there are 5 things you need to keep in mind here:

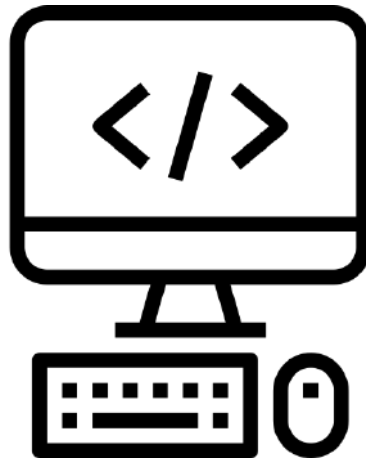


- Choose the right keywords to optimize.
- Optimize your pages for those keywords.
- Improve your site structure and navigation.
- Perform an SEO audit to fix any errors.
- Monitor your results.



3

On-Page SEO



One of the most important external factors that guarantee a good SEO for Shopify stores is how many people are linking to you and who are these websites/businesses. Both quality and quantity matter here. It is also known as “link popularity”. Ideally you would want “deep links” from other websites. This means that the links not just link back to your homepage, but also to internal pages of your Shopify store which may be within directories and subdirectories. These links also need to be “contextual”, which means they need to come from websites with related topics and surrounding text that talks about the main subject of your page(s).



This will work when:

- You have a good and relevant content.
- You have social media bookmarklets on your website.
- You participate in forums and leave comments.



These above-mentioned steps, when done right, will ensure a strong SEO on Shopify including SEO for dropshipping stores, and you will be able to ensure that you do well with all your Shopify SEO problems. If you want to know more about SEO dropshipping, this eBook will also help.



CHAPTER 3:



PRACTICAL USES OF SHOPIFY SEO

When you search for something on Google, you see certain websites returning your query. Those search results are not displayed accidentally. These results are based on what Google thinks is the best fit for your search query. But in order for Google to understand and produce the results, those websites should have used SEO.

So, let's look at some practical uses of Shopify SEO and what the latter does to impact your eCommerce store's visibility.

1 Shopify SEO drives organic traffic

Shopify SEO ensures that your audience finds you. It is customer-centric and since you give your audience the information they want, you make yourself easily accessible to them.



Shopify SEO ensures that your audience finds you



2 It's practically free



Apart from the time and effort you invest in your Shopify SEO, it doesn't require an ongoing investment in terms of money. Once your SEO for Shopify store is optimized and aligned to Google's organic ranking algorithms, your Shopify store will continue to attract organic traffic for months (or sometimes even years) after you have published it. We also need to mention that you need to update your website pages from time to time.





3 Shopify SEO gets you more clicks than PPC

Although PPC ads appear on top of organic rankings, Most of the clicks for a website for any given search go to an organic result on a SERP. The most logical explanation to this that is users trust Google's algorithms and, 71.33% of searches transpire to a click on an organic result on the first page.



4 SEO builds your online reputation

When you optimize your website link building efforts, you are in fact finding new ways to get your brand in front of consumers, influencers and prominent publications which are valued by your target audience. Your website then starts being featured on industry blogs, news, relevant online media and other important sites.



With an SEO-friendly eCommerce platform like Shopify, you can actually attract high-quality organic traffic to your eCommerce site





CHAPTER 4:

SEO PLUGINS FOR SHOPIFY

Once you have your Shopify SEO in place, you can find more ways to make it sustain. It can also help you get even more value from the Shopify platform with the help of the best Shopify SEO apps that are available on the Shopify App Store. The store features some of the best free and premium Shopify SEO plugins and apps to help you grow your business and excel your Shopify SEO.





We have rounded up some of the most loved Shopify SEO tools for 2019 here, which are able to drive some organic traffic and grow your sales.



1 Plugin SEO

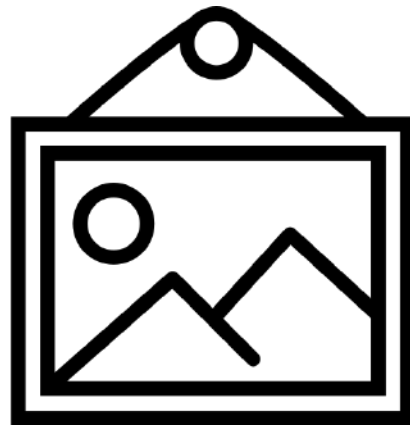
Used by more than 90,000 Shopify storeowners across the globe, Plugin SEO is your very own SEO personal assistant, constantly monitoring your site and triggering an alert when it encounters an issue. Everything including meta descriptions, page titles, website speed, blog post structure and content freshness is constantly monitored by this app.






2 SEO Image Optimizer

This app increases your SEO ranking by optimizing the images on your store. With a one-click installation, it runs SEO improvements automatically. You can either choose from their default ALT template or create your own.



3 SEO Expert PRO

This is an all-in-one SEO tool which finds your store's on-page SEO issues and addresses them inside the app itself. Is like your personal SEO manager which can also update all your product images' alt tags with a single click. It also helps in driving organic traffic from Google Image Search.





4

SEO HTML Sitemap



The SEO HTML Sitemap improves your SEO rankings on all relevant search engines using an auto-generated HTML Sitemap page. The HTML sitemap updates constantly (every hour) and every time you add new collections, products, pages, and blogs are added or removed.





CONCLUSION

There is one underlying principle of getting the most out of the best eCommerce platform for SEO, and that is – “give your customers value”. If you know your customers’ needs and respond to them, you would have done the best SEO for Shopify automatically.

Google might have its own algorithms to drive SEO, but as a Shopify storeowner, you need to keep only one algorithm in mind: Your customers’ needs, wants and preferences. If you are able to address these, your Shopify SEO battle is half won.



THANK YOU

Want more content on
eCommerce?

DISCOVER

PERSONALIZATION

